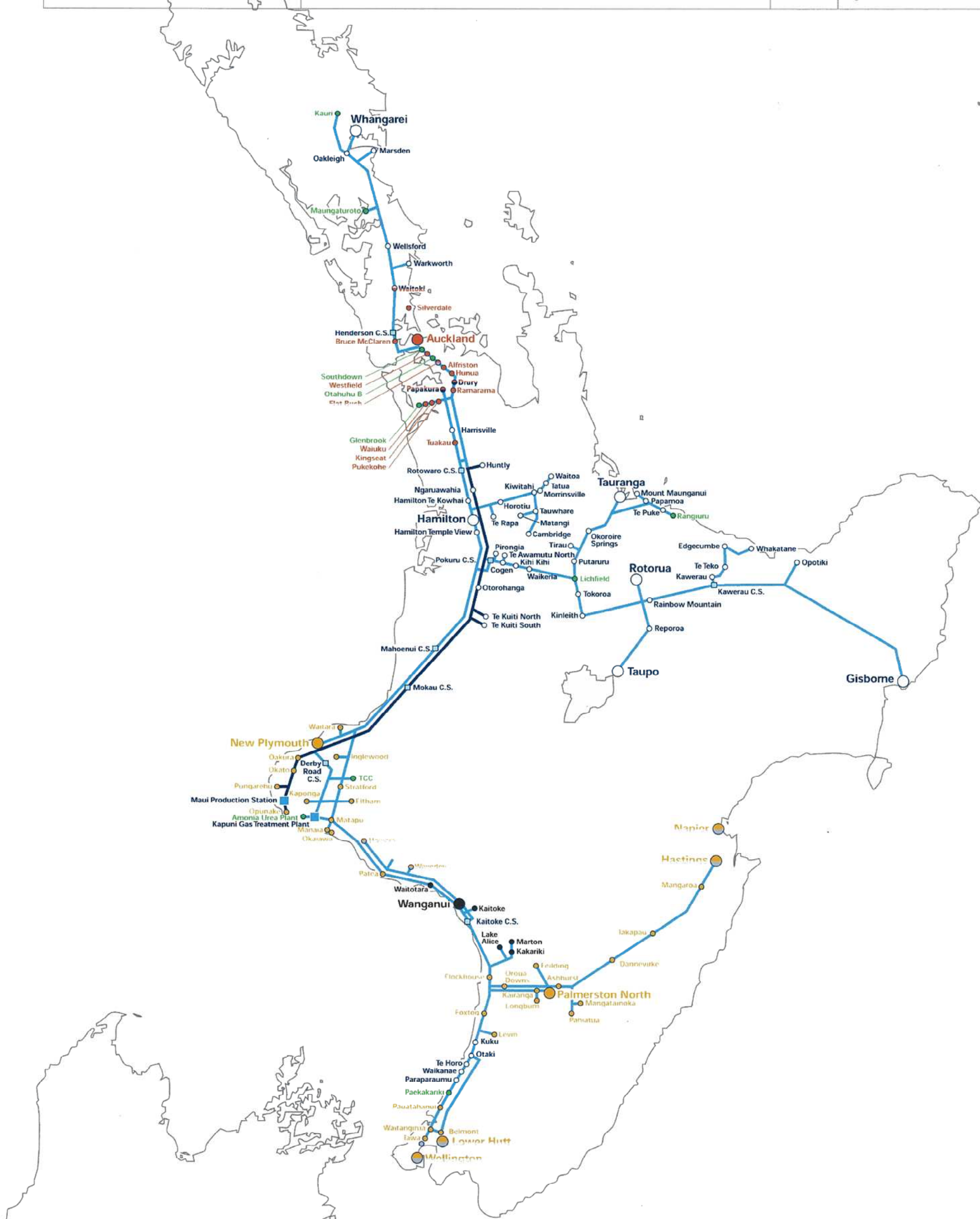


High Pressure Transmission Pipelines and Distribution Owners

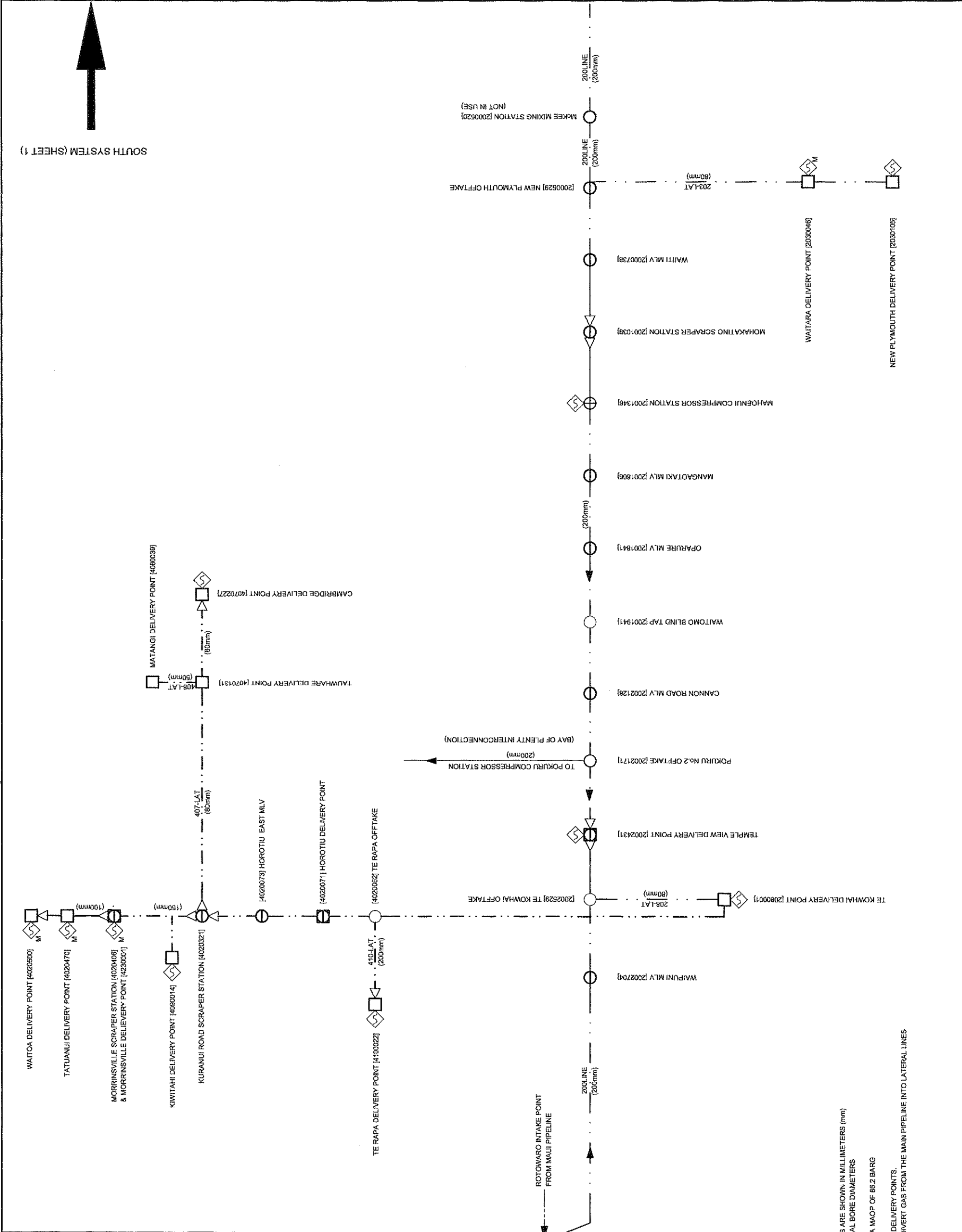
Legend

- - PRODUCTION STATION
- - COMPRESSOR STATION
- - VECTOR GAS TRANSMISSION
- - MAUI DEVELOPMENT LIMITED
- - POWER-CO DELIVERY POINT
- - VECTOR DELIVERY POINT
- VECTOR (WAS NGC) DELIVERY PT
- NOVA FEED DELIVERY POINT
- WANGANUI GAS DELIVERY POINT
- - DIRECT FEED DELIVERY POINT



SYMBOL KEY	
	DELIVERY POINTS
	TELEMETRY (SCADA)
	TELEMETRY (MODEM)
	FLOW DIRECTION
	PIG LAUNCHING / RECEIVING TRAP
	COMPRESSOR STATION
	OFFTAKE OR OTHER
	MAIN LINE VALVE

STATION No. NOMENCLATURE	
PIPELINE STATION (mm2218)	221.9 Km FROM START OF LINE
"LINE" NUMBER	



NORTH SYSTEM (SHEET 1)

NOTES:-

- PIPELINE DIMENSIONS ARE SHOWN IN MILLIMETERS (mm) AND INDICATE NOMINAL BORE DIAMETERS
- ALL PIPELINES HAVE A MAOP OF 86.2 BARG
- GAS IS OFFTAKEN AT DELIVERY POINTS. OFFTAKE STATIONS DIVERT GAS FROM THE MAIN PIPELINE INTO LATERAL LINES

REV	AMENDMENT	DRAWN	CHKD	ENG	APPR	DATE
1	ISSUED FOR GAS INDUSTRY COMPANY	AJW	RH			12/2008

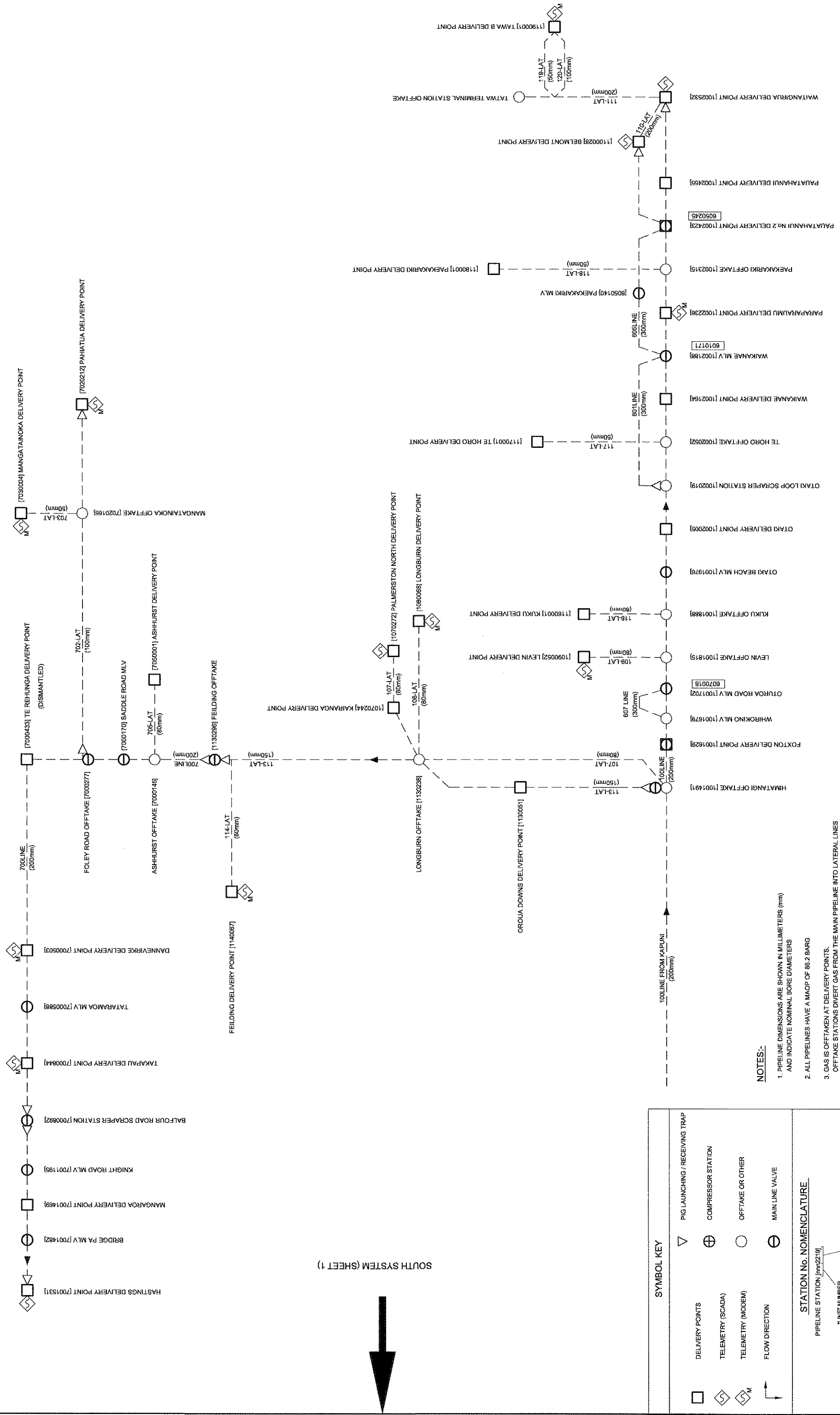
COPYRIGHT:
The copyright in this document is vested in Vector Gas Limited.
The contents of this document may not be reproduced either in whole or in part, by any means whatsoever without the prior written consent of Vector Gas Limited.









VECTOR GAS LIMITED
PRIVATE BAG 2020
NEW PLYMOUTH 4342
PHONE 0800 734 567

ACTUAL DRAWING SIZE : A1 FRAME A1-ENGFR

REFERENCE DRAWINGS	
DRAWN	BY
CHECKED	DATE
ENGINEER	
APPROVED	

CRITICAL CONTINGENCY MANAGEMENT REGULATIONS					
GENERAL					
PIPELINE SCHEMATIC - KAPUNI TO ROTOWARO MORRINSVILLE SYSTEM					
SCALES:	JOB NO.	SERIES	DRG NO.	SHT	REV
NTS	CCM-REG	0000	001	OF	1
DO NOT SCALE OFF DRG					



SYMBOL KEY	
	DELIVERY POINTS
	TELEMETRY (SCADA)
	TELEMETRY (MODEM)
	FLOW DIRECTION
	PIG LAUNCHING / RECEIVING TRAP
	COMPRESSOR STATION
	OFFTAKE OR OTHER
	MAIN LINE VALVE

STATION NO. NOMENCLATURE
PIPELINE STATION [pnc221.9]
LINE NUMBER
221.9 Km FROM START OF LINE

[illegible]

COPYRIGHT:
The copyright in this
Vector Gas

The contents of this document may not be reproduced either in whole or in part, by any means whatsoever without the prior written consent of Vector Gas Limited.



VECTOR GAS LIMITED
PRIVATE BAG 2020
NEW PLYMOUTH 4342
PHONE 0800 734 567

ACTUAL DRAWING SIZE : A1 FRAME A1-FINGER

	BY	DATE
DRAWN	A.WALTON	04/12/2008
CHECKED	R.HORSFIELD	04/12/2008
ENGINEER	*	
APPROVED	S.ILKOVICS	04/12/2008

CRITICAL CONTINGENCY MANAGEMENT REGULATIONS

GENERAL
PIPELINE SCHEMATIC - SOUTH SYSTEM (SHEET 2)

SCALES: NTS DO NOT SCALE OFF DRG	JOB NO. CCM-REG	SERIES 0000	DRG NO. 001	SHT 04 OF 06 SHTS	REV 1
---	---------------------------	-----------------------	-----------------------	-------------------------	-----------------

A

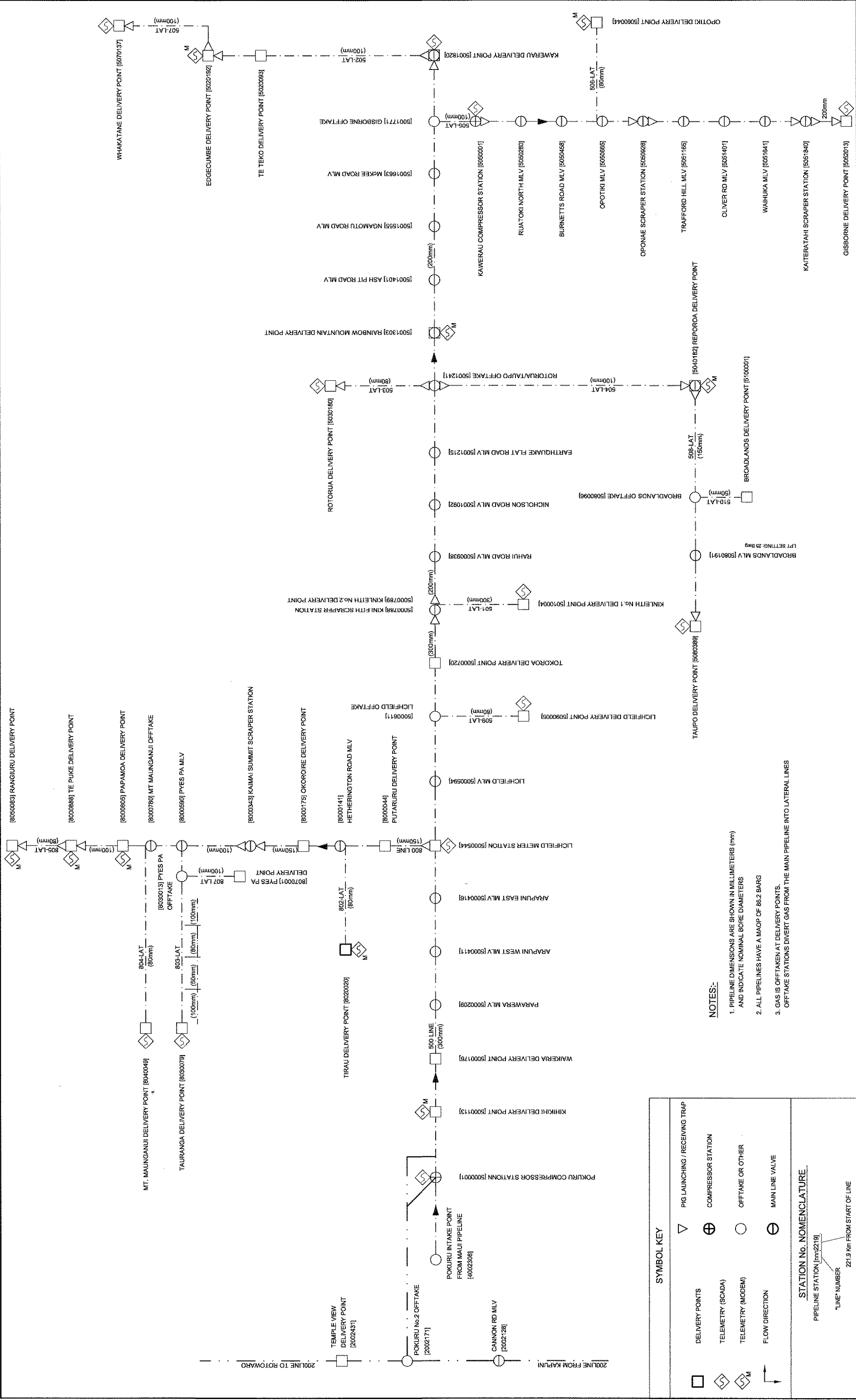
B

C

D

E

F



- NOTES:-
- 1. PIPELINE DIMENSIONS ARE SHOWN IN MILLIMETERS (mm) AND INDICATE NOMINAL BORE DIAMETERS
 - 2. ALL PIPELINES HAVE A MAOP OF 86.2 BARG
 - 3. GAS IS OFFTAKEN AT DELIVERY POINTS. OFFTAKE STATIONS DIVERT GAS FROM THE MAIN PIPELINE INTO LATERAL LINES

SYMBOL KEY

□	DELIVERY POINTS	▽	PIG LAUNCHING / RECEIVING TRAP
◇	TELEMETRY (SCADA)	⊕	COMPRESSOR STATION
◇	TELEMETRY (MODERN)	○	OFFTAKE OR OTHER
→	FLOW DIRECTION	⊖	MAIN LINE VALVE

STATION No. NOMENCLATURE

PIPELINE STATION [mm/2219]

LINE NUMBER

221.9 km FROM START OF LINE

REV	AMENDMENT	DRAWN	CHKD	ENG	APPR	DATE
1	ISSUED FOR GAS INDUSTRY COMPANY	AJW	RH		SFI	12/2008

COPYRIGHT:

The copyright in this document is vested in Vector Gas Limited.

The contents of this document may not be reproduced either in whole or in part, by any means whatsoever without the prior written consent of Vector Gas Limited.

VECTOR GAS LIMITED
PRIVATE BAG 2020
NEW PLYMOUTH 4342
PHONE 0800 734 567

ACTUAL DRAWING SIZE : A1 FRAME A1-ENGFR

REFERENCE DRAWINGS		
DRAWN	BY	DATE
CHECKED	A. WALTON	04/12/2008
ENGINEER	R. HORSFIELD	04/12/2008
APPROVED	S. LILCOVICS	04/12/2008

CRITICAL CONTINGENCY MANAGEMENT REGULATIONS			
GENERAL			
PIPELINE SCHEMATIC - BAY OF PLENTY SYSTEM			
SCALES:	JOB NO.	SERIES	DRG NO.
NTS	CCM-REG	0000	001
DO NOT SCALE OFF DRG			
REV	OF	SHTS	REV
1	06	06	1

A

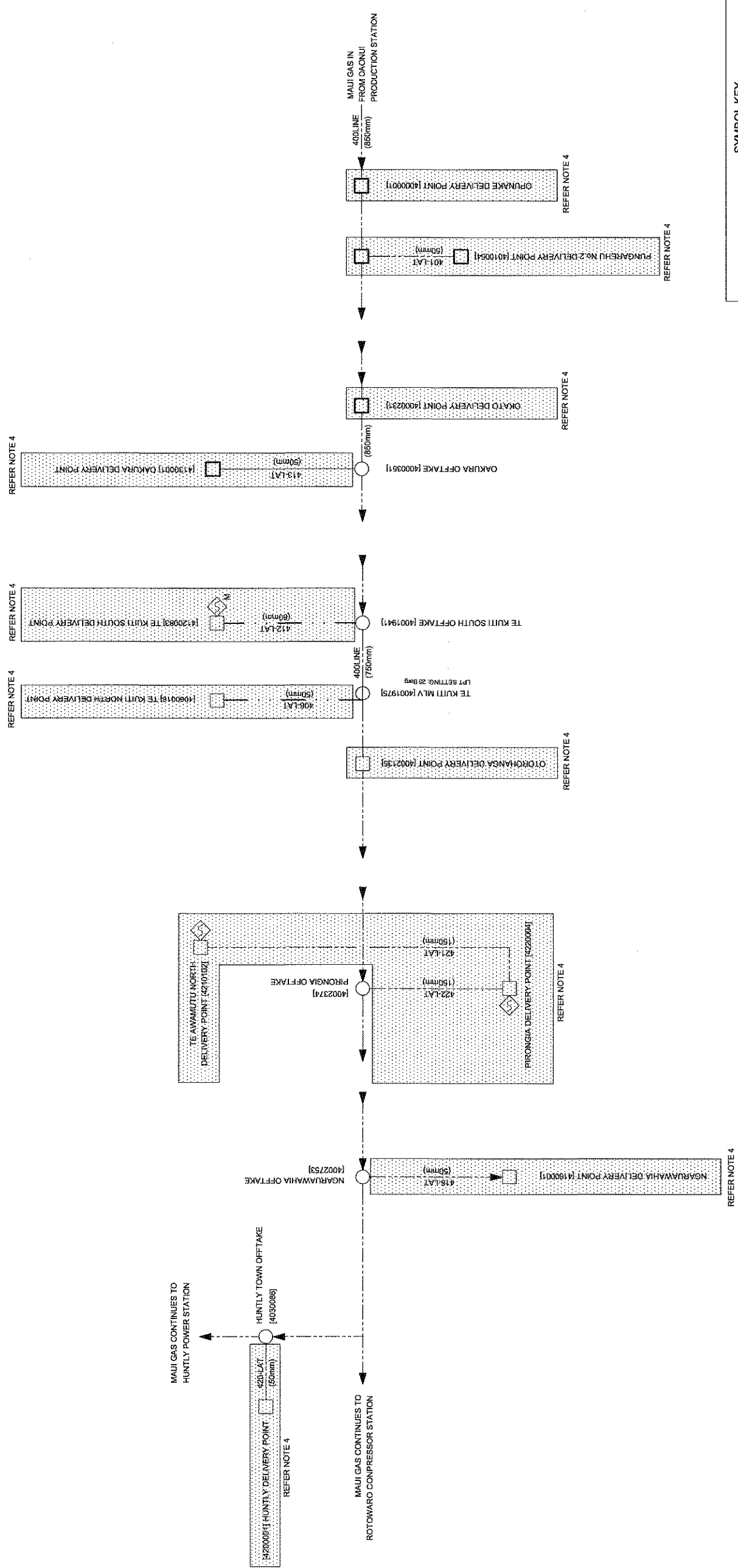
B

C

D

E

F



NOTES:-

- 1. PIPELINE DIMENSIONS ARE SHOWN IN MILLIMETERS (mm) AND INDICATE NOMINAL BORE DIAMETERS
- 2. ALL PIPELINES HAVE A MAOP OF 86.2 BARG
- 3. GAS IS OFFTAKEN AT DELIVERY POINTS
- 4. OFFTAKE STATIONS DIVERT GAS FROM THE MAIN PIPELINE INTO LATERAL LINES
- 5. PIPELINES SHOWN WITHIN THE DOTTED AREA ARE VECTOR OWNED

SYMBOL KEY

	DELIVERY POINTS		PIG LAUNCHING / RECEIVING TRAP
	TELEMETRY (SCADA)		COMPRESSOR STATION
	TELEMETRY (MODEM)		OFFTAKE OR OTHER
	FLOW DIRECTION		MAIN LINE VALVE

STATION NO. NOMENCLATURE

PIPELINE STATION (mm2219)

"LINE" NUMBER
221.9 Km FROM START OF LINE

REV	AMENDMENT	DRAWN	CHKD	ENG	APPR	DATE
1	ISSUED FOR GAS INDUSTRY COMPANY	AJW	RH		SFT	12/2008

COPYRIGHT:
The copyright in this document is vested in Vector Gas Limited.

The contents of this document may not be reproduced either in whole or in part, by any means whatsoever without the prior written consent of Vector Gas Limited.



VECTOR GAS LIMITED
PRIVATE BAG 2020
NEW PLYMOUTH 4342
PHONE 0800 734 567

ACTUAL DRAWING SIZE : A1 FRAME A1-ENGFR

REFERENCE DRAWINGS	
DRAWN	BY
CHECKED	DATE
ENGINEER	
APPROVED	

CRITICAL CONTINGENCY MANAGEMENT REGULATIONS

GENERAL

PIPELINE SCHEMATIC - VECTOR OWNED MINOR OFFTAKES ON MAUI SYSTEM

SCALES:	JOB NO.	SERIES	DRG NO.	SHT	OF	REV
NTS	CCM-REG	0000	003	01	01	1
DO NOT SCALE OFF DRG						

